

S|B SMITH BROTHERS

DESIGN Your Way

5371 LAF End Wedge, 5301 Armless Sofa, 5371 RAF Corner Sofa

5000 Series



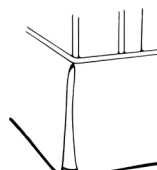
1

CHOOSE YOUR BASE

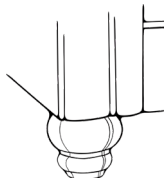
*Skirt option is not available in leather.

*Skirted ottomans 5100-40, -41, -42, -51 are standard with casters.

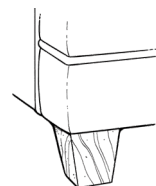
*Ottomans 5400-40, -51 are standard with casters.



1 - Skirt*




2 - Turned leg



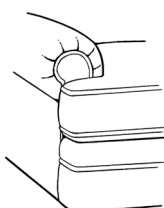
3 - Tapered leg

2

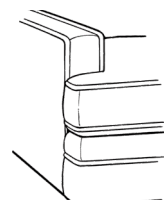
CHOOSE YOUR ARM



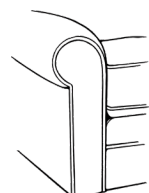
1 - Sock T-Cushion



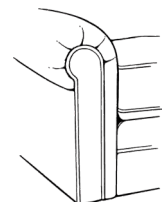
2 - Panel T-Cushion



3 - Track T-Cushion



5 - Sock Straight Cushion



6 - Panel Straight Cushion

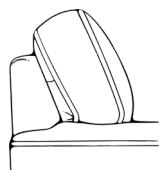


7 - Track Straight Cushion

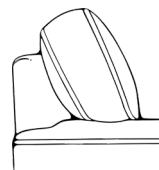
3

CHOOSE YOUR BACK

*Loose Pillow Back options incur an additional charge.



1 - Semi-Attached



2 - Loose Pillow*

WRITE YOUR
ORDER

5 1 2 3 — ITEM #
BASE ARM BACK

For pieces where a style code does not apply (such as arm styles on armless pieces), enter "0" in that position. For example, an Ottoman SKU (item #40) with a skirt would be written as 5100-40. Only the Base Style Code and the Item Number are needed because Arms and Backs do not apply in this case.

Examples

Standard Pillows
Style #13, 20" pillows with welt cord



5322-11 Mid-Size Sofa, Tapered Leg, Panel Arm with T-Cushion, Loose Pillow Back standard with one pair style #13, 20" pillows



5261-12 Conversation Sofa, Turned Leg, Panel Arm with Straight Cushion, Semi-Attached Back standard with one pair style #13, 20" pillows



5371-10 Leather Sofa, Tapered Leg, Track Arm with Straight Cushion, Semi-Attached Back



5311-31 Chair 1/2, Tapered Leg, Sock Arm with T-Cushion, Semi-Attached Back, standard with one style #13, 20" pillow



5212-43 Chaise* Turned Leg, Sock Arm with T-Cushion, Loose Pillow Back



5100-51 Angular Ottoman with Skirt (standard with casters)



5301-64 LF Bump Chaise
5301-32 Corner Chair
5331-15 RAF Sofa
Tapered Leg, Track Arm with T-Cushion,
Semi-Attached Back
Standard with two pair style
#13, 20" pillows



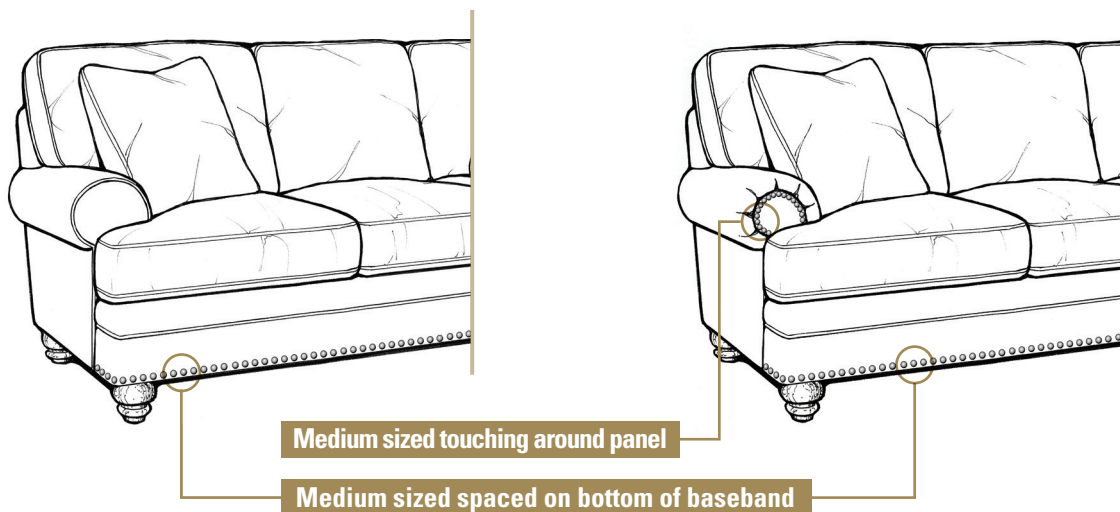
5351-21 LAF Corner Sofa
5301-16 Armless Sofa
5351-55 RAF End Wedge* Tapered Leg, Sock Arm
with Straight Cushion, Semi-Attached Back
Standard with two pair style #13, 20" pillows

*Note: End Wedges and all Chaises will always feature T-Cushions, even when ordered with Straight Cushion Arms (5, 6, and 7).
For more detailed information go to: www.smithbrothersfurniture.com

NAILHEAD OPTIONS

The 5000 series is not standard with nailhead, however it is an option. If nailhead is selected, it will be applied in the format shown below.

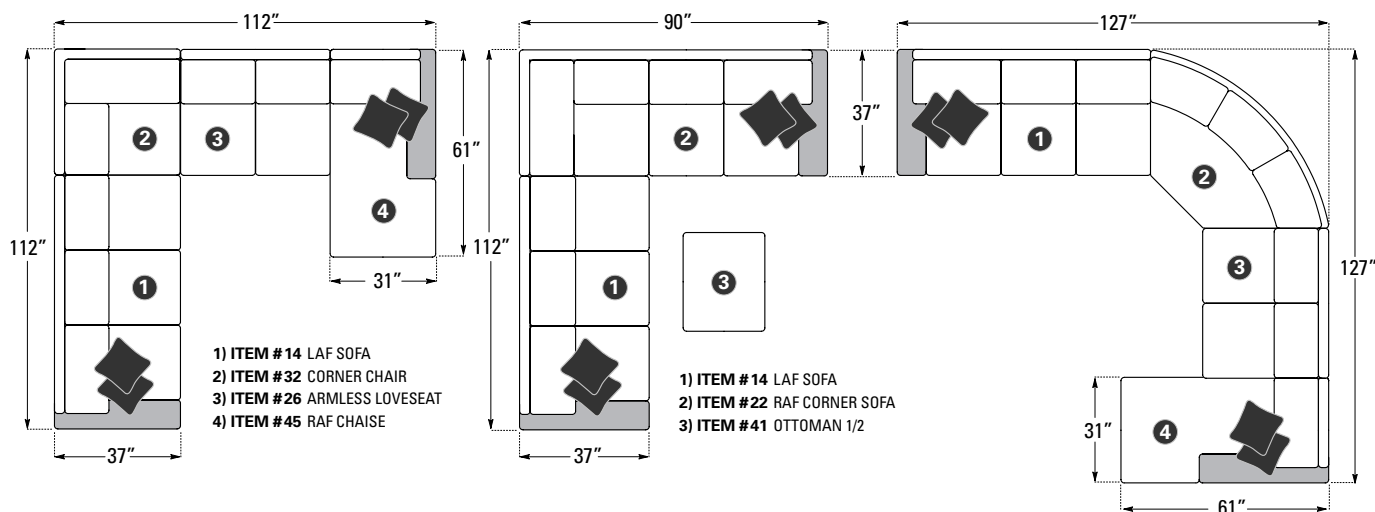
Nailhead will be applied to the bottom of the baseband, as long as there is no skirt. It may be applied to the Panel Arm only, as the other arms cannot accept nailhead.



SAMPLE CONFIGURATIONS

SAMPLE CONFIGURATION DIMENSIONS REPRESENT PANEL AND SOCK ARMS WITH SEMI-ATTACHED BACKS

(SEE BELOW FOR EXCEPTIONS). Diagrams below are not to scale. All dimensions are approximate and subject to change without notice.



COMMON DIMENSIONS (unless otherwise noted)

OVERALL HEIGHT (see exceptions).....	38"
OVERALL DEPTH (see exceptions).....	37"
SEAT HEIGHT.....	20"
SEAT DEPTH (see exceptions).....	21"
ARM HEIGHT.....	24"

NOTE

See smithbrothersfurniture.com for more detailed dimensions for the Wedge (-53), End Wedge (-54/-55), and Conversation Sofa (-12).

LOOSE PILLOW BACK EXCEPTIONS

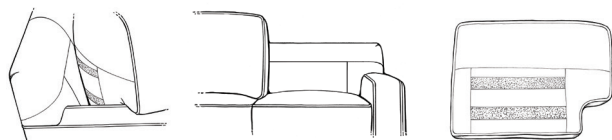
Add 1" to overall depth and overall height for pieces with loose pillow backs. Seat depth does not change.

L/RAF CORNER SOFA OVERALL LENGTH.....	91"
CORNER CHAIR OVERALL LENGTH.....	38"
CONVERSATION SOFA LENGTH.....	106"
WEDGE DIAGONAL LENGTH.....	74"

TRACK ARM EXCEPTIONS

Subtract 2" PER ARM from overall frame length. Inside length does not change.

LEATHER LOOSE PILLOW BACKS



Leather loose pillow backs feature a versatile fastening system. This method keeps the back cushions in place, as leather has a tendency to be slippery, causing them to slide down over the seat cushion.

5000 SERIES | AVAILABLE PIECES

Website Version - Not to Scale
PILLOWS ARE NOT STANDARD ON LEATHER.

EXCEPTIONS

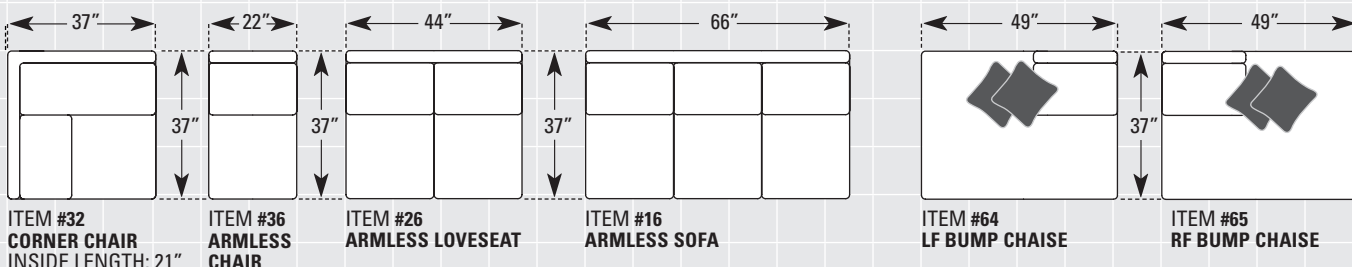
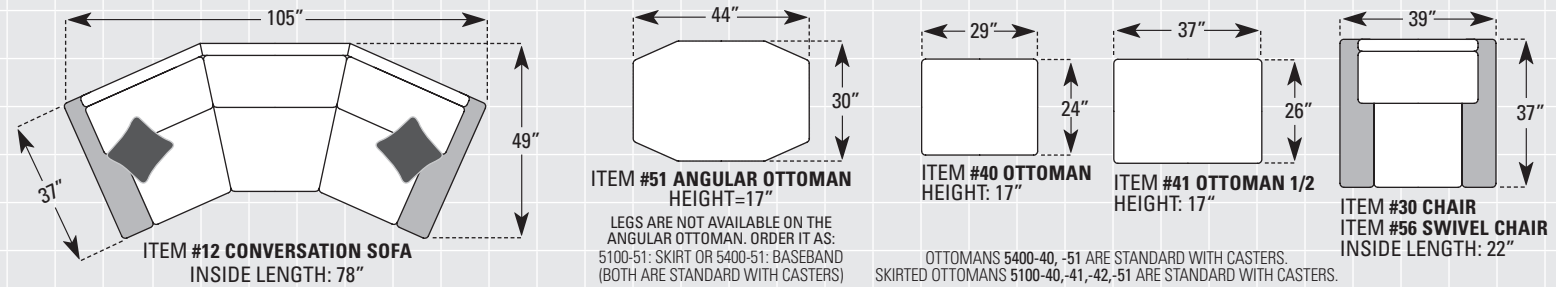
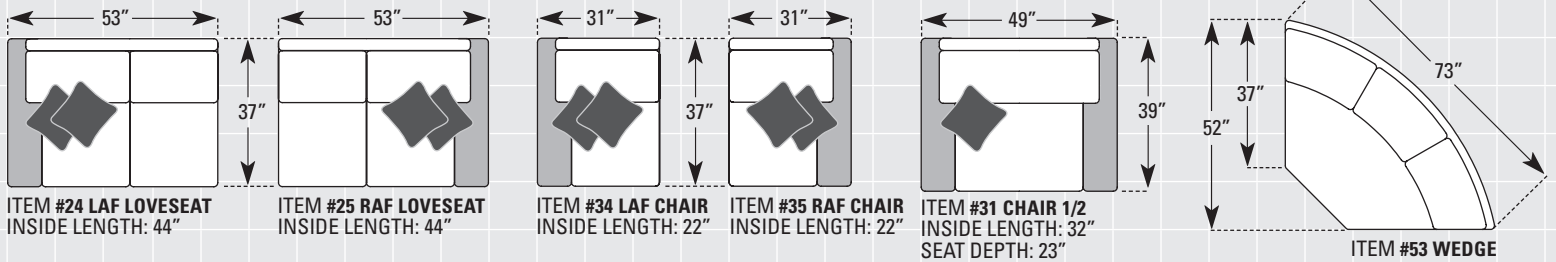
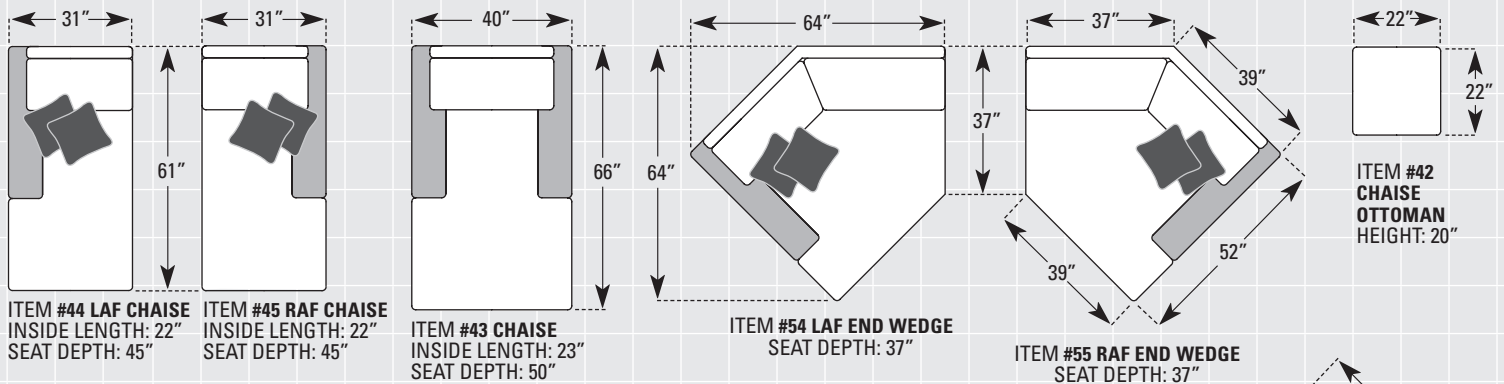
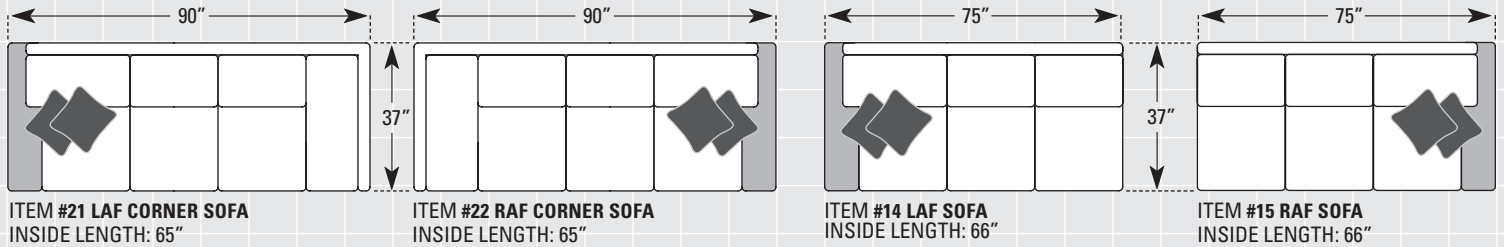
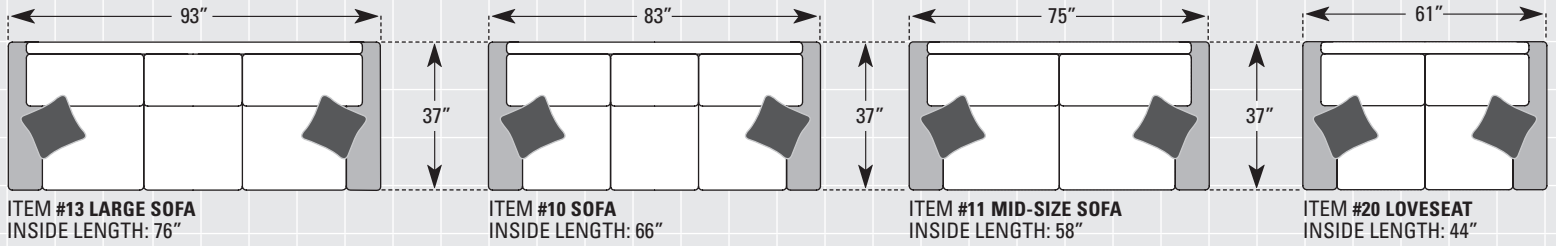
TRACK ARM: Subtract 2" PER ARM from overall frame length. Inside length does not change.

LOOSE PILLOW BACK: Add 1" to overall depth and overall height for pieces with loose pillow backs. Seat depth does not change.

See inside for additional dimensions. All dimensions are approximate and subject to change without notice.

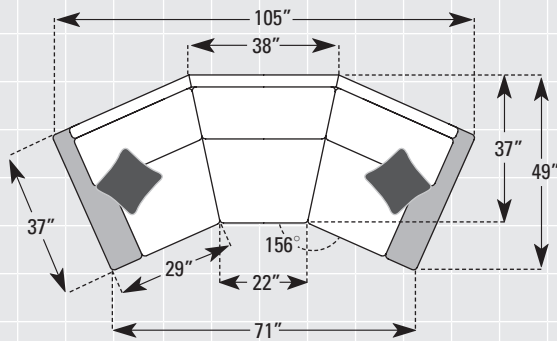
Visit smithbrothersfurniture.com for more detailed dimensions.

LAF = Left Arm Facing, RAF = Right Arm Facing

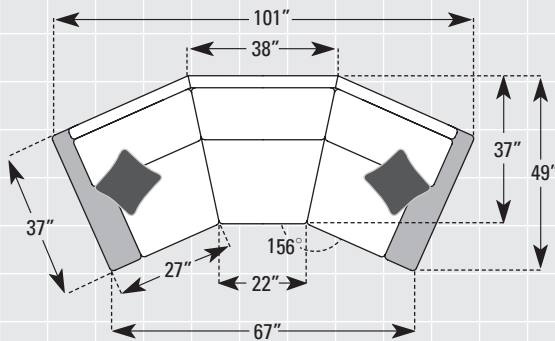


5000 SERIES | 5xxx-12 Conversation Sofa

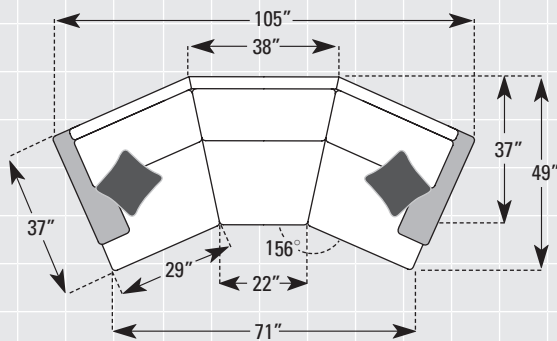
WEB VERSION: DIAGRAMS ARE NOT TO SCALE
ALL DIMENSIONS ARE APPROXIMATE



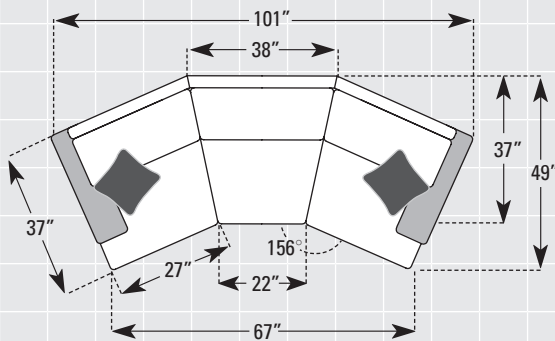
5x51-12/5x61-12 CONVERSATION SOFA
SOCK ARM/PANEL ARM
STRAIGHT CUSHION, SEMI-ATTACHED BACK
OVERALL HEIGHT: 38"



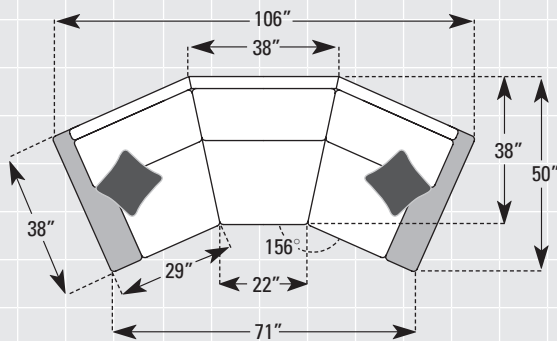
5x71-12 CONVERSATION SOFA
TRACK ARM
STRAIGHT CUSHION, SEMI-ATTACHED BACK
OVERALL HEIGHT: 38"



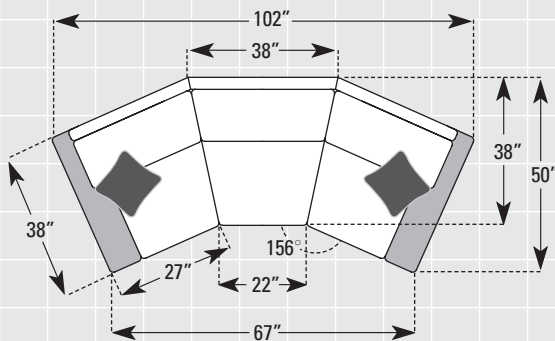
5x51-12/5x61-12 CONVERSATION SOFA
SOCK ARM/PANEL ARM
T-CUSHION, SEMI-ATTACHED BACK
OVERALL HEIGHT: 38"



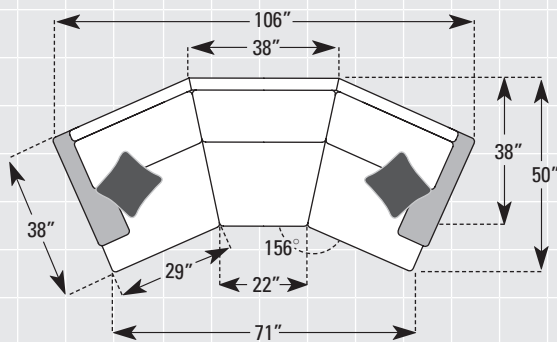
5x31-12 CONVERSATION SOFA
TRACK ARM
T-CUSHION, SEMI-ATTACHED BACK
OVERALL HEIGHT: 38"



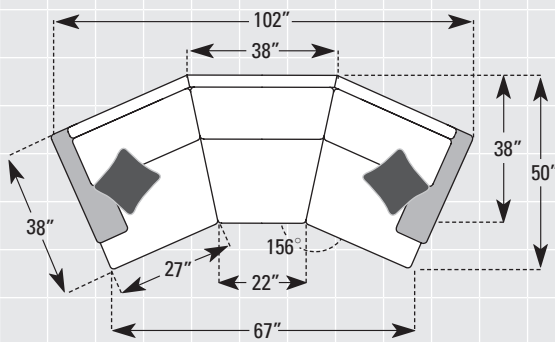
5x52-12/5x61-12 CONVERSATION SOFA
SOCK ARM/PANEL ARM
STRAIGHT CUSHION, LOOSE PILLOW BACK
OVERALL HEIGHT: 39"



5x72-12 CONVERSATION SOFA
TRACK ARM
STRAIGHT CUSHION, LOOSE PILLOW BACK
OVERALL HEIGHT: 39"



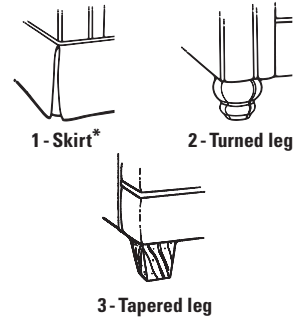
5x52-12/5x61-12 CONVERSATION SOFA
SOCK ARM/PANEL ARM
T-CUSHION, LOOSE PILLOW BACK
OVERALL HEIGHT: 39"



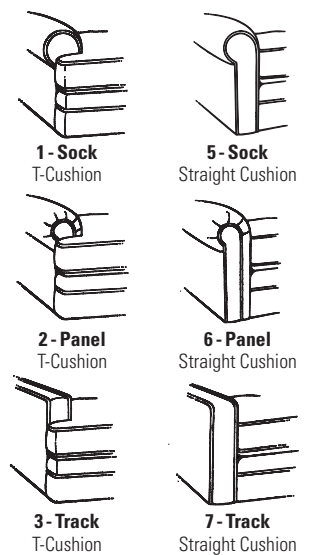
5x32-12 CONVERSATION SOFA
TRACK ARM
T-CUSHION, LOOSE PILLOW BACK
OVERALL HEIGHT: 39"

WRITE YOUR ORDER **5 1 2 3** - ITEM #
BASE ARM BACK

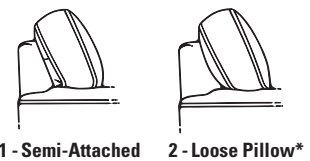
1 CHOOSE YOUR BASE



2 CHOOSE YOUR ARM



3 CHOOSE YOUR BACK



COMMON DIMENSIONS:

SEAT HEIGHT.....20"
ARM HEIGHT.....24"
SEAT DEPTH.....21"

Fabric sofas come standard with one pair of 20" style #13 pillows. Leather is not standard with pillows. Please refer to the price list for details.



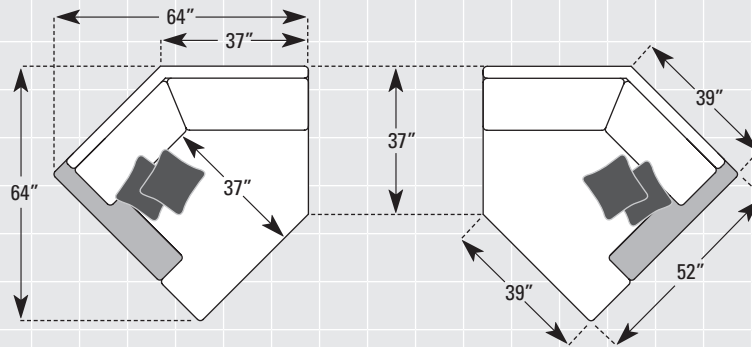
NOTE: Style code examples with an x represent the possibility for multiple choices in the style codes shown. For example, base choices do not affect dimensions and are represented with an x in the diagram 5x32-12.

For more information, visit www.smithbrothersfurniture.com.

5000 SERIES | 5xxx-54/55 End Wedge

WEB VERSION: DIAGRAMS ARE NOT TO SCALE
ALL DIMENSIONS ARE APPROXIMATE

LAF = Left Arm Facing
RAF = Right Arm Facing



5x1-54 LAF END WEDGE

SOCK ARM (5x11-54, 5x51-54)

PANEL ARM (5x21-54, 5x61-54)

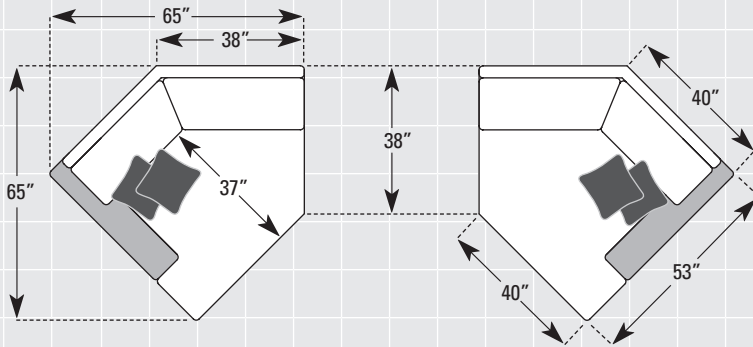
STRAIGHT/T-CUSHION, SEMI-ATTACHED BACK
OVERALL HEIGHT: 38" SEAT DEPTH: 37"

5x1-55 RAF END WEDGE

SOCK ARM (5x11-55, 5x51-55)

PANEL ARM (5x21-55, 5x61-55)

STRAIGHT/T-CUSHION, SEMI-ATTACHED BACK
OVERALL HEIGHT: 38" SEAT DEPTH: 37"



5x2-54 LAF END WEDGE

SOCK ARM (5x12-54, 5x52-54)

PANEL ARM (5x22-54, 5x62-54)

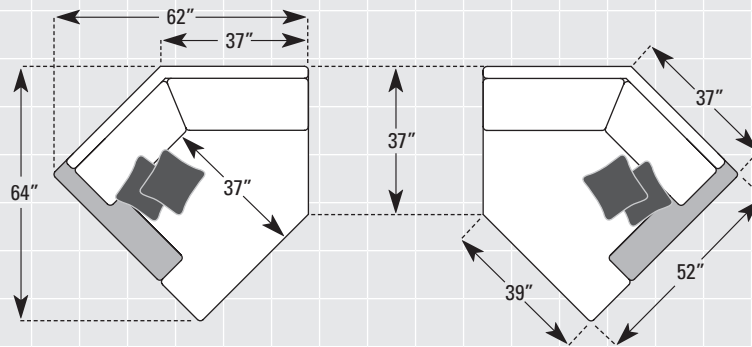
STRAIGHT/T-CUSHION, LOOSE PILLOW BACK
OVERALL HEIGHT: 39" SEAT DEPTH: 37"

5x2-55 RAF END WEDGE

SOCK ARM (5x12-55, 5x52-55)

PANEL ARM (5x22-55, 5x62-55)

STRAIGHT/T-CUSHION, LOOSE PILLOW BACK
OVERALL HEIGHT: 39" SEAT DEPTH: 37"



5x31-54/5x71-54 LAF END WEDGE

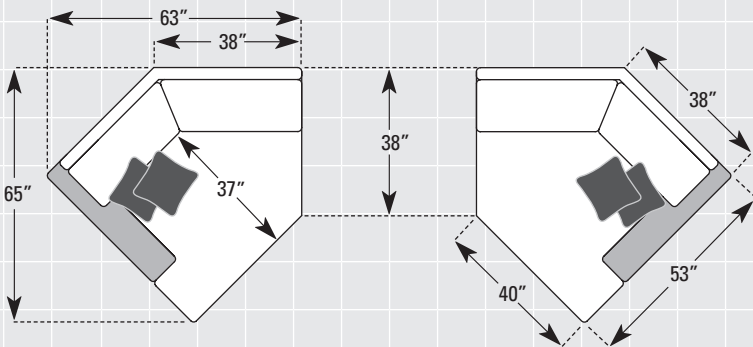
TRACK ARM

STRAIGHT/T-CUSHION, SEMI-ATTACHED BACK
OVERALL HEIGHT: 38" SEAT DEPTH: 37"

5x31-55/5x71-55 RAF END WEDGE

TRACK ARM

STRAIGHT/T-CUSHION, SEMI-ATTACHED BACK
OVERALL HEIGHT: 38" SEAT DEPTH: 37"



5x32-54/5x72-54 LAF END WEDGE

TRACK ARM

STRAIGHT/T-CUSHION, LOOSE PILLOW BACK
OVERALL HEIGHT: 39" SEAT DEPTH: 37"

5x32-55/5x72-55 RAF END WEDGE

TRACK ARM

STRAIGHT/T-CUSHION, LOOSE PILLOW BACK
OVERALL HEIGHT: 39" SEAT DEPTH: 37"

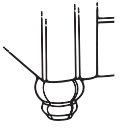
WRITE YOUR
ORDER

5 1 2 3 - ITEM #
BASE ARM BACK

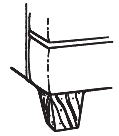
1 CHOOSE YOUR BASE



1 - Skirt*

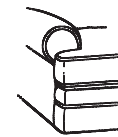


2 - Turned leg



3 - Tapered leg

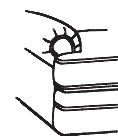
2 CHOOSE YOUR ARM



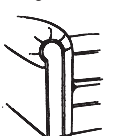
1 - Sock
T-Cushion



5 - Sock
Straight Cushion



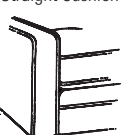
2 - Panel
T-Cushion



6 - Panel
Straight Cushion

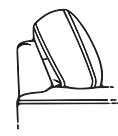


3 - Track
T-Cushion

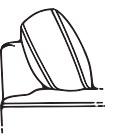


7 - Track
Straight Cushion

3 CHOOSE YOUR BACK



1 - Semi-Attached



2 - Loose Pillow*

COMMON DIMENSIONS:

SEAT HEIGHT.....20"

ARM HEIGHT.....24"

SEAT DEPTH.....21"



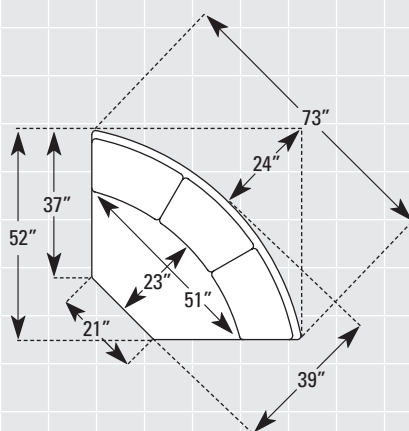
Fabric sofas come standard with one pair of 20" style #13 pillows. Leather is not standard with pillows. Please refer to the price list for details.

NOTE: Style code examples with an x represent the possibility for multiple choices in the style codes shown. For example, base choices do not affect dimensions and are represented with an x in the diagram 5x32-55. End wedges will always feature T-cushions, even when ordered with straight cushion arms.

For more information, visit
www.smithbrothersfurniture.com.

5000 SERIES | 5xxx-53 Wedge

WEB VERSION: DIAGRAMS ARE NOT TO SCALE
ALL DIMENSIONS ARE APPROXIMATE



5x1-53 SEMI-ATTACHED BACK WEDGE

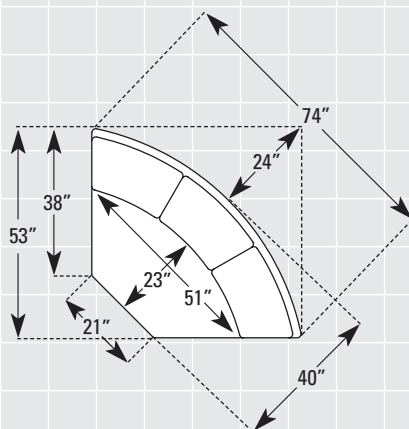
SOCK ARM (5x11-53, 5x51-53)

PANEL ARM (5x21-53, 5x61-53)

TRACK ARM (5x31-53, 5x71-53)

STRAIGHT/T-CUSHION

OVERALL HEIGHT: 38"



5x2-53 LOOSE PILLOW BACK WEDGE

SOCK ARM (5x12-53, 5x52-53)

PANEL ARM (5x22-53, 5x62-53)

TRACK ARM (5x32-53, 5x72-53)

STRAIGHT/T-CUSHION

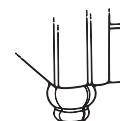
OVERALL HEIGHT: 39"

WRITE YOUR ORDER **5** **1** **2** **3** - ITEM #
BASE ARM BACK

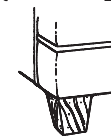
1 CHOOSE YOUR BASE



1 - Skirt*



2 - Turned leg



3 - Tapered leg

2 CHOOSE YOUR ARM



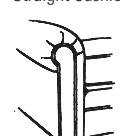
1 - Sock
T-Cushion



5 - Sock
Straight Cushion



2 - Panel
T-Cushion



6 - Panel
Straight Cushion



3 - Track
T-Cushion

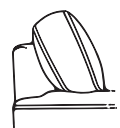


7 - Track
Straight Cushion

3 CHOOSE YOUR BACK



1 - Semi-Attached



2 - Loose Pillow*

COMMON DIMENSIONS:
SEAT HEIGHT.....20"

Fabric sofas come standard with one pair of 20" style #13 pillows. Leather is not standard with pillows. Please refer to the price list for details.



NOTE: Style code examples with an x represent the possibility for multiple choices in the style codes shown. For example, base choices do not affect dimensions and are represented with an x in the diagram 5x32-53.

For more information, visit
www.smithbrothersfurniture.com.